


# POLLOK GOLF CLUB

Course Development Plan

2022 – 2027

*JUNE 2023 UPDATE*





## **Contents**

	Page
1. Introduction	3
2. Approved Projects and Ongoing Work	5
3. SWOT Analysis	7
4. Course Development Principles	8
5. Course Layout and Strategic Considerations	9
6. Hole by hole analysis	11



## 1. Introduction

Pollok Golf Club has been a golfing institution in Glasgow since it was established in 1892. Widely regarded as one of the finest parkland courses in the Country, members enjoy an Alistair MacKenzie course that offers golf throughout the year.

The Club has strengthened its management through key appointments of a General Manager and Course Manager in recent years. Andrew McGregor joined the club as General Manager in November 2021 and brings a wealth of experience as a professional player and manager at high quality courses around the world. Andy McIntee has been in position as Course Manager since May 2020 and we have been delighted with the impact he has already had on the course and the greens team. We believe the club now has a team in place which can allow us to develop a consistently high quality and sustainable golf course for our members to enjoy.

Course development plans have been commissioned previously but have not been seriously implemented due to cost constraints and limitations on the extent of work that could be carried out “in house”. The following reports have all been taken into consideration in preparation of this Course Development Plan and many of the recommendations made previously are now proposed to be implemented:

- ❖ Kimber Glen, Course Development Document, Spring 2018
- ❖ SAC, Golf Course Review, May 2011 (The Bisset Report)
- ❖ BIGGA, Ecology Report 2020


This Plan aims to set out the strategic and quality considerations for development of the golf course and propose changes as considered necessary on a hole-by-hole basis. It is intended to cover the period from 2022 – 2027 and will form the basis of our Winter Programme and budget setting during this time. The timing and extent of works will, of course, be dependent upon the costs to be incurred and will be planned by the Course Manager, with approval as necessary from the General Manager and/or Council.

Thereafter, the plan should be reviewed and updated on a regular basis to reflect changes that have been implemented and ensure that priorities are aligned with changing expectations or requirements. **This is the 2023 update of the Course Development Plan. Changes since the last plan are highlighted in red.**

### Aims & Objectives

The quality and presentation of our golf course in terms of both condition and layout are central to the success of the club. Members’ surveys have consistently identified the course as the number one priority for our members. The objectives of this Course Development Plan are therefore:

- A Course for all Members, presented to the highest possible standards throughout the year.
- A course that is suitable and can be enjoyed by all standards of player, including a range of teeing options.



- A course that provides a range of challenges, strategy and club selection. In particular, variety is required in the par 3's and par 4's to ensure that players are able to use different clubs and types of shot.
- To address several areas of concern raised by members in recent years. Most notably the quality and maintenance of bunkers on the course must be addressed.
- To identify and address ecology and sustainability issues, including maintenance of our mature woodland, to ensure that the course is preserved for future generations.
- Where alterations or changes to course features are proposed these must respect the history of the club and golf course, while taking cognisance of playability and efficient maintenance.

### **Course Development Sub-Committee**

This plan has been developed by the Course Development Sub-Committee, comprising:

<b>Member</b>	<b>Role</b>
Ally Mitchell	Course Council Member
Andrew McGregor	General Manager
Andy McIntee	Course Manager
David Doig	Vice-Captain
Paul Johnston	Vice-Captain Designate
Brendan Mckenna	Greens Sub-Committee Member
Willie Duncan	Greens Sub-Committee Member
Alistair Howard	Greens Sub-Committee Member

The course is maintained by a team of greenkeepers under the direction of our Course Manager, Andy McIntee, who has made great improvements to the course since his appointment. The course team is experienced in maintenance and course improvement projects and is more than capable of implementing the changes proposed in this document.

The club has recently invested in new equipment to ensure that the team has the tools required to maintain the course to the highest possible standard.

The detailed work programme for implementing changes will be proposed by the Course Manager as part of the annual course budget process. This plan does not, therefore, set out timescales for work on individual holes.

**June 2023**



## 2. Approved Projects and Ongoing Work (2023 UPDATE)

### Approved Projects

Three major projects, which are critical to the implementation of this plan, were proposed to members in 2021 and have now been completed or approved. Briefly, the details are summarised as follows:

- A borehole has been installed close to the maintenance sheds which will provide the club with an independent water source for generations to come. Previously the water source for the club was the River Cart, which was not an optimal solution and may have been challenged by SEPA at some point in the future.
- The ditches on holes 5, 6, 7 and 9 have been opened, with work completed in early 2022. The new ditches provide a permanent visual feature and “in play” hazards on these holes, as well as improving drainage and course maintenance.
- **The irrigation system was installed in winter 2022/23 and is now fully operational. As noted previously, the importance of an irrigation system cannot be overstated and has been the priority of our Course Manager since his appointment.** The new system will be critical in delivering the right amount of water to the course at the right times and will free up greens staff time which can be better spent on other aspects of the course.

### Bunker renovation programme

A recurring criticism of our course has been the quality and consistency of the bunkers. In recent years various options have been discussed with a view to making improvements, including the Kimber Glen report in 2018, but the cost of a one-off bunker project has been considered to be prohibitive.

The club now has a course team in place which has the experience and capability of carrying out a rolling programme of bunker renovations. During the 2022/23 winter programme, bunker work was largely completed on the first five holes, plus the 17<sup>th</sup> hole. This was completed at the same time as the irrigation system was being installed.

Improvement of the bunkers is a priority. It is therefore intended that all bunkers on the course will be improved over the course of this plan, subject to changes that are considered in section 6.

**It is now intended that all bunker work can be completed by 2025. A programme has been prepared for winter 2023/24 which anticipates completing holes 6 – 8 and 15 – 18 ahead of the 2024 golf season. Work will commence in October 2023. This will leave holes 9 – 14, at the lower end of the course, to be completed in winter 2024/25.**

**Members will note in Section 6 of this report that various other changes are planned on each hole. Some of these changes will be able to be actioned alongside the bunker renovation programme but it is likely that others, such as new tees, may be deferred until the bunker work has been completed.**



### **Practice Facilities.**

The limited practice facilities at the club have also been identified as an issue in Members' Surveys and the club would like to find a means to improve these.

Currently there are two practice areas available to members, being the area alongside the 18<sup>th</sup> fairway and the short game area between the 3<sup>rd</sup> and 4<sup>th</sup> holes. The main practice area is too small, poses health and safety concerns due to the public right of way alongside and has not been adequately set out. The short game area is a useful facility but is difficult to access due to its distance from the clubhouse.

The practice / warm up nets and putting greens have improved in recent years and require to be maintained to a high standard. Consideration will also be given to changes in this area, including the repositioning of the practice nets.

The principal factor in developing our practice facilities is a shortage of land. There has been little progress in discussions with our landlord regarding the use of additional land either in the field adjacent to the current practice area, parallel to the 18th fairway, or the field immediately behind the clubhouse. Either of these options would provide sufficient space to create excellent practice facilities and perhaps even a par 3 course should that be desirable. The club will continue to explore these opportunities, although they are currently not a priority.

In the meantime, there are a number of improvements that will be made to the existing facilities, including:

- Extending the teeing areas at both ends of the main practice strip to provide level surfaces and allow more than one person to use these.
- Replacing / extending the artificial turf hitting area.
- Providing distance markers and/or flags as targets.
- Replacing and maintaining the practice nets close to the clubhouse.
- Maintaining the practice putting green to a high standard.

A suggestion has also been made that a second short game practice green would be of benefit. The short game area is located some distance from the clubhouse and ideally can only be used by one person (or a small group). A second green could be created at the other end of the short game area and this will be investigated. Alternatively, a green may be able to be incorporated into the practice strip adjacent to the 18<sup>th</sup> hole.

Every effort will be made to improve the practice facilities as it is recognised that these are an important alternative for members to playing the course.



### 3. SWOT Analysis

<b>STRENGTHS</b>	<b>WEAKNESSES</b>
<ul style="list-style-type: none"> <li>• Course setting in Pollok estate provides mature trees and surrounds</li> <li>• Layout – Braid / McKenzie design</li> <li>• Space – compared to other courses Pollok benefits from width and hole separation. Surrounding holes rarely interfere either physically or visually, with a small number of obvious exceptions.</li> <li>• Quality of soils and drainage – generally excellent and allow year-round golf.</li> <li>• High quality greens team, capable of presenting the course in excellent condition and undertaking course improvement work.</li> <li>• Easy walk – advantage over other courses in the area which are more hilly.</li> </ul>	<ul style="list-style-type: none"> <li>• Lack of irrigation system</li> <li>• Bunkers – consistently identified in member surveys as the weakest part of the course and in need of improvement</li> <li>• Lack of variety in hole lengths. Par 3's are all similar lengths, 13 par 4's almost all 350-400 yards.</li> <li>• Poor quality practice facilities, both in terms of accessibility and size.</li> <li>• Drainage could be improved in some areas.</li> </ul>
<b>OPPORTUNITIES</b>	<b>THREATS</b>
<ul style="list-style-type: none"> <li>• Introduce a range of tees (blue, white, yellow, silver) to make the course as playable as possible for a wide range of ages and abilities</li> <li>• Installation of irrigation system will have dual benefit of improving condition of the course and freeing up course team time for other initiatives.</li> <li>• Opening of ditches will improve drainage as well as creating features on some holes.</li> <li>• Course team is capable of refurbishment / amendments to bunkers in a coordinated manner over a number of years.</li> <li>• Modest changes to layout on a hole-by-hole basis will improve the course and enhance the golfing experience for all players</li> <li>• Acquire additional land to create practice or other facilities.</li> </ul>	<ul style="list-style-type: none"> <li>• Lack of investment in the course could result in declining membership</li> <li>• Potential flooding of low-lying areas next to the river and further erosion of the river bank.</li> <li>• Damage or disease in mature trees. Loss of certain trees would adversely affect the course.</li> <li>• Growth in trees and vegetation – this must be managed to preserve the course and ensure ecological sustainability.</li> </ul>



#### 4. Course Development Principles

For each aspect of our golf course, we have identified a set of principles which will be the minimum standard expected. These are laid out in the table below:

Domain	Objectives
<b>Tees</b>	<p>Range of teeing options on each hole, being Blue, White (Medal), Yellow and Silver.</p> <p>Level, firm and dry.</p> <p>Of a size to allow adequate recovery capacity.</p>
<b>Fairways</b>	<p>Provide consistently acceptable lies.</p> <p>Firm and dry.</p> <p>Divots regularly seeded.</p> <p>Cut and shaped to maximise aesthetic appeal of each hole.</p>
<b>Greens</b>	<p>True, smooth, firm and dry.</p> <p>Consistent within and between greens, providing an acceptable and consistent speed.</p> <p>Provide a good standard for as much of the year as possible.</p> <p>Fringes and green surrounds also to be maintained to a high standard.</p>
<b>Bunkers</b>	<p>Ultimate aim to refurbish all bunkers on the course to provide a consistent standard of bunker on every hole.</p> <p>Bunker sizes to be optimised to allow for efficient maintenance.</p> <p>Regular raking and other maintenance.</p> <p>Dry and firm sand, to be topped up as required.</p> <p>Shaped and raked to keep balls away from bunker edge.</p>
<b>Rough</b>	<p>First cut shaped to fairways to increase aesthetic appeal.</p> <p>Rough to be thinned to allow balls to be found, whilst still presenting a suitable challenge.</p> <p>Wispy rough to improve definition in certain areas.</p>
<b>Woodlands and trees</b>	<p>Presented in a tidy and high-quality fashion, enabling balls to be found easily.</p> <p>Woodlands to be thinned to allow airflow and prevent disease</p> <p>Mature trees to be protected and supplemented by additional planting if necessary.</p>
<b>General</b>	<p>Improve drainage across course to improve playability, especially in the winter months.</p> <p>Paths to be maintained to a high standard and regularly edged and resurfaced as required.</p> <p>Golf course hardware to be well maintained and presented at all times – tees, signage, flags, cups, rakes etc.</p>





## 5. Course Layout and Strategic Considerations

Like most golf clubs, Pollok caters for a wide range of members of varying ages, ability and swing speeds. Our aim is to provide a course which offers all members an opportunity to play from tees that suit their ability and, above all, increases player enjoyment.

There is a tendency in course development plans to assume that lengthening of holes is required. While this plan will certainly recommend opportunities to lengthen some holes, there is also a stated aim to provide a range of teeing options on every hole, as well as variety in hole lengths and shot selection throughout the course.

### ***Teeing Options***

Each hole will have four teeing options and the course will be “rated” from each for male and female players. The proposed tees are as follows:

<b><i>Tee</i></b>	<b><i>Details</i></b>	<b><i>Approximate course length</i></b>
<b>Blue</b>	The blue “championship tees” will provide the longest course option and will be used for a limited number of events. Many of these tees already exist but others will be developed with a view to challenging elite golfers.	6,670 yards
<b>White</b>	The Medal Tees will remain broadly in their current positions and will be used for club competitions and regular play.	6,387 yards
<b>Yellow</b>	These tees are intended for regular play as well as Junior, Senior and Ladies competitions. In most cases the existing positions will remain unchanged.	6,019 yards
<b>Silver</b>	A new Silver course will be created, providing forward tees on each hole. Many of these teeing areas are also already in position but new tees will be constructed on several holes.	5,628 yards

Winter tees will require to be in use between November and March. Where possible, a dedicated winter tee will be identified or created in order to avoid unnecessary damage to the tee areas noted above.

### ***Hole variety***

It is intended that the course will provide a wider range of hole lengths than is currently the case, with the aim of maximising the variety of shots and strategic options required for all players during a round.

The course is slightly unusual in that it features only three par 3 holes and two par 5 holes, with the remaining 13 holes being par 4s. Many of these holes are of similar lengths and therefore a strategic aim in development of the course is to introduce a variety of hole lengths and shot choices.



The key considerations are as follows:

- **Par 3's** – Currently the par 3 holes are all of a similar distance (around 170 yards) from the white tees and can often therefore play the same club. We would like to create obvious differences, particularly between the 6<sup>th</sup> and 12<sup>th</sup> holes. There is an opportunity to extend the 6<sup>th</sup> hole by creating a new back tee, while it is recommended that the 12<sup>th</sup> hole be shorter and a bunker added to create a challenging hole with a well-protected green.
- **Par 4's** – The course currently features many par 4's of around the same length which offer few strategic options. An aim of this plan is to create more variety in hole lengths, which will in turn provide more options in terms of how to play each hole. The par 4's are split into the following broad categories of approximately equal size:

Short	2, 4, 13, 16	Less than 370 yards from the white tees. Designed to provide strategic options from the tee and relatively tight green complexes.
Medium	1, 3, 5, 8, 11	370 – 400 yards. Largely unchanged in terms of distance.
Long	9, 10, 14, 18	Option to play hole of more than 400 yards from White tees. Several other holes may extend beyond this distance from the Blue tees.

In addition, bunkers and other strategic hazards will be positioned to have an impact on players' choice of shot from the tee. Many of these are currently located outwith the line of play and do not influence shot selection.

- **Par 5's** – Both par 5's are less than 500 yards but play slightly uphill. It would be possible to extend both the 7<sup>th</sup> and 15<sup>th</sup> by creating new tees but this is not proposed at this time. Both holes can be improved by repositioning of fairway bunkers to provide a strategic challenge.



# **HOLE BY HOLE ANALYSIS**

**(2023 updates in RED)**

## Hole 1. ASHTREE

### Overview

A strong opening par 4 which requires relatively little change. The principal issue to be addressed is the tendency for drives to stray onto the 18<sup>th</sup> fairway, causing a health and safety issue. This is unlikely to be eliminated but can be addressed by changing the angle of the drive slightly and extending the fairway on the left side. Bunkering at the green and continued growth of trees will make approach from the right increasingly difficult.

### Tees

- Tee moved to the right to alter the angle of the hole and discourage wayward tee shots onto the 18<sup>th</sup> fairway. Trees on right increasingly block this route.
- Blue tee to furthest back, lengthening the hole by up to 10 yards.
- White and Yellow tees to remain in current positions.
- Silver tee to be sited on lower level. Consideration may be given to developing putting green on the lower tee, depending on extent of work to tee complex.
- Winter tee intended to be at highest level on right hand side.

### Fairway

- To be extended to the left side at 200-260 yards by reducing rough. Trees on left side approach to the green to be cut back to allow approach shots from this side.

### Green

- Right hand side bunker has been moved closer to the green, reshaped and improved alignment.
- Left hand side bunker has been refurbished. Smaller and more visible.

### Other

- Paths at tees to be improved and resurfaced.
- Large ash tree on left, from which the hole takes its name, is dying and will require to be removed. Replacement to be planted.
- Drainage to be improved on left hand side of fairway into trees.
- Area to left below trees to be cleared, with clear marking of Out of Bounds



## Hole 2. LODGE

### Overview

Short par 4 which offers a range of options from the tee. Identified risk that the large tree close to the green may be lost in future.

### Tees

- Main tee to be extended back on existing line to create Blue tee. White and Yellow tees to remain in current positions.
- Existing tee on left side to be used as Silver tee. Drainage to be installed here and tree in line of fairway removed.
- Existing tee behind 1st green to be used as Winter tee. May be enlarged to allow better traffic management in winter.

### Fairway.

- First fairway bunker has been renovated, reduced in size and slightly repositioned.
- New bunker has been added short of the green to narrow the approach.
- Drainage to be improved on left side and inspection chambers available to be accessed.
- Mound at crest of hill (approx. 150 yards from tee) to be removed to allow visibility of fairway bunkers from the tee.

### Green.

- Left hand side bunker has been reduced in size. Mounding and run off area to be created in this area to provide a challenge around the green.
- Right hand side bunkers have been removed and new bunker created at mid-green. Green to be extended and shaped so that balls will gather into this bunker. May consider extending this new bunker in future.
- Rough to be grown at front right, where bunker has been removed.

### Other

- Thin out copse of trees on right hand side.
- Monolith the large tree on approach to the green.



### Hole 3. COWGLEN

#### Overview

A difficult dogleg par 4 where few changes are required. Blue tee to be extended to increase risk of drive over trees to cut the dogleg.

#### Tees

- New Blue tee to be created by extending tee or building new one to extend hole by up to 20 yards.
- White tee to remain in current position.
- Yellow tee remains immediately at rear of second green.
- Silver tee forward and to the left side.

#### Fairway

- Bunker has been refurbished and reshaped. Agreed to raise slightly in winter 23/24 so that it is visible from the tee.
- Consider planting tree(s) on right beyond copse. One more tree in line with others in this area would add additional hazard for those driving over trees.
- Remove mound on front right of green to improve visibility of greenside bunkers. Material can be used elsewhere.

#### Green

- Right and left greenside bunkers have been refurbished.
- Back right bunker (which was to be removed) will be moved inwards at rear where path starts to 4th tee. Slightly closer to green than current.

#### Other

- Out of Bounds to be considered on left side to speed up play.
- Copse of trees on right to be thinned out.
- Path from 3rd green to 4th tee to be improved and re-surfaced.



## Hole 4. TABLE

### Overview

This hole was designed as a short par 4 with a tricky approach to a raised green, which can be difficult to hold in summer when the prevailing wind is from behind. A broad range of tees have been created to provide a suitable challenge for all levels of golfer, with a view to allowing a relatively short second shot.

### Tees

- Blue tee has been created which extends this hole to almost 400 yards and maximises the dogleg.
- White, Yellow and Silver tees remain in current positions in recently created tee complex. **White tee to be extended, although expected that irrigation will improve quality of this tee in short term.**

### Fairway

- **Bunker on left hand side has been reduced in size and made more visible by moving into line of play and closer to the tee.**
- **New bunker created on right hand side at approximately 300 yards from back tee. This bunker is visible from the tee, mainly to be a target, but is an additional hazard for longer hitters.**

### Green

- **Greenside front bunkers have been reduced in size and run-off areas created. This increases visibility of the “table” green.**
- **Bunkers at rear of green have been removed and mounding / run off area created.**

### Other

- Improve rough on right hand side to add delineation between hole and practice area.
- Drainage lines to be raised.



## Hole 5. HIPPENSTANES

### Overview

Previously a relatively straightforward par 4, despite being stroke index 5 on the card. The new ditch will introduce a new hazard in play on both the drive and second shot. Additional rough proposed to improve the aesthetic of the hole and bunker positioning improved.

### Tees

- New blue tee created by extending existing tee, adding up to 10 yards.

### Fairway

- Left and right fairway bunkers have been renovated and reduced in size.
- Slope of fairway on left side from tee is to be altered so that left side bunker is visible from the tee.
- 'Spectacle' bunkers have been renovated and are slightly deeper than previously. Wispy rough to be grown here.
- Rough to be grown in from right hand side to narrow fairway as the hole progresses to reward accurate tee shots down the left side of the fairway.

### Green

- Ditch on right now comes into play for approach shot. Grass on run off can be closely mown to increase difficulty, as required.
- Right hand side bunker has been moved to be more in front of the green.
- Left hand side bunker has also been refurbished.
- Bank at rear of green to be landscaped to allow for easier maintenance

### Other

- Ditch opened along hole on right hand side will affect both drives and approach shots
- Rough on left side to be managed. Trees on right hand side to be thinned out.
- Winter path to 6th tee to be improved and resurfaced. Drainage in this area to be improved. New drainage also installed at rear of green.





## Hole 6. DAMSHOT

### Overview

A challenging opening par-3, which will be improved by opening of the ditches. Opportunity to extend this hole from back tee and create feature of former cart wash. **Bunkers to be refurbished in winter 2023/24.**

### Tees

- Cart wash to be opened up to create a water feature. New tee to be created alongside this, adding 10-15 yards to the hole from back tee.
- Remove bushes at rear of tee to improve airflow.
- Yellow and Silver tees to remain in current positions.

### Fairway

- Ditch has been opened to allow water to flow and make bridge a feature.
- Rough grown between tee and ditch to improve aesthetic appeal.
- Front left approach to green improved run-off area.

### Green

- Relatively few changes required to an excellent green set up.
- **Bunkers to be renovated, including new revetted edges, and will sit lower than the level of the green.**
- **Additional drainage was installed on the green in early 2023. Work required to allow these areas to fully recover.**
- Improved run-off area on left hand side at middle point of green

### Other

- Paths to be re-surfaced and maintained.
- Beech tree on left hand side of tee may need to be removed.
- Large beech tree further up on left hand side to be monolithed.
- **Winter green position will be created to left side of green.**



## Hole 7. LAWBUSH

### Overview

Par-5 played slightly uphill. Reachable in two shots for longer hitters so tee shot and approach to be tightened up. **Bunker work to be completed in winter 23/24.**

### Tees

- New tee complex has been created, providing White, Yellow and Silver locations.
- Opportunity to extend tee back to create new Blue tee in future.
- Alternative tee to be added close to new ditch to provide shorter option.

### Fairway.

- Ditch has been opened.
- **All bunkers to be refurbished. Additional bunker to be added at approximately 290 yards from white tee, which will narrow fairway at this point.**
- Fairway to be widened to left hand side of these bunkers.
- **Approach bunkers to be reduced in size and repositioned. These should challenge the approach shot but still allow shots to run between them onto the green.**

### Green.

- Bunker on right to be reduced in size but landscaped to gather balls.
- Improved run-off area on right hand side.
- **Green will be extended at rear to create a unique “extra-long” green. Mounding to be introduced at back left of green to frame the green and accentuate slope to the back right.**

### Other

- Wildflower area planted around teeing area.
- **WC to be installed on left side, behind 11<sup>th</sup> tee close to trees.**

CURRENT HOLE

PROPOSED HOLE



## Hole 8. WARREN

### Overview

Medium length par-4 surrounded on both sides by mature woodland. **Bunker work to be completed in winter 2023/24.**

### Tees

- Blue tee has been created in copse of small trees, adding approximately 20 yards and taking the hole to more than 400 yards from this tee.
- No change to White, Yellow and Silver tees
- Paths around tees to be improved.

### Fairway

- **First right hand side bunker to be reduced in size. Previously this was intended to be removed but challenge still required at around 210 yards.**
- Second bunker to be brought into fairway at around 240 - 250 yards. More visible from tee.
- New third bunker to be created beyond this to narrow fairway and provide risk/reward for longer hitters.

### Green

- Right hand side bunker reduced in size and re-orientated to face green.
- **Two bunkers on left of green to be replaced with a single new bunker which will be closer to front of green. Run off area to be created behind this bunker.**
- Mounding at back of green to be shaped for easier maintenance and run off to left side.

### Other

- Grow rough in on both sides (particularly on right hand side) to improve definition of the hole.
- Tree on right close to tee has been removed. **Replanting required.**

CURRENT HOLE

PROPOSED HOLE



## Hole 9. HALFWAY

### Overview

A long and challenging par-4, stroke index 1 on the course. Dogleg close to the green with mature trees on the right makes for a difficult approach.

### Tees

- White tee has been relaid and reduced in size.
- New Blue tee can be created further back on existing line to add 15-20 yards.
- Yellow and Silver tees to remain.
- **Trees ahead of tee on right side to be thinned out to allow visibility for balls hit in this direction.**

### Fairway

- Ditch has been opened close to tee to improve drainage.
- **Right hand fairway bunker has been removed and rough grown in.** Approach is challenging from this side over trees. Consider planting a tree in this area.
- Existing left bunker is in the rough and will be removed.
- Two (or three) new fairway bunkers created on left side at 240 – 280 yards from the white tee.

### Green

- Bunkers to be refurbished and made more visible.
- Right side bunker to be repositioned slightly closer to and facing the green.
- Drainage to be improved at left side of the green

### Other

- Rhododendron on right hand side of tee to be removed.
- Improved drainage on route to 10<sup>th</sup> tee.



## Hole 10. SUNK FENCE

### Overview

Challenging par-4 with ditch in front of green. Difficult green which slopes from back to front.

### Tees

- Blue tee exists here but feels very separate to the other tees. To be enlarged.
- New White tee to be created between existing Blue and White tees, extending this hole by approximately 10-15 yards and improving the angle to the fairway.
- Yellow and Silver tees to remain.

### Fairway

- Left hand side bunker to be reorientated and made slightly deeper. Currently balls can regularly run through this bunker.
- Second fairway bunker on right hand side has been removed.
- Ditch has been refurbished and moved slightly further from the green. **Consideration to be given to changes to the ditch as balls rarely go into it. Options include widening ditch and growing longer rough on green side bank.**

### Green

- Bunkers refurbished. Left side bunker moved slightly closer to and facing the green.

### Other

- Wispy rough to improve hole definition between holes 9 and 11.

CURRENT HOLE



PROPOSED HOLE



## Hole 11. CORKERHILL.

### Overview

Subtle dogleg with rolling fairway, played to an elevated green. Opportunity to create an excellent hole by moving bunkers into the line of play.

### Tees

- Opportunity to create a new Blue tee further back towards the wooded area left of 8th green, adding up to 40 yards.
- White and Yellow tees to remain in current position.
- Silver tee located ahead of recently opened ditch.

### Fairway

- Existing fairway bunkers to be removed. These are only 180 and 220 yards from the white tee and not in play for lower handicap players.
- New bunkers to be introduced at 230 – 270 yards, where the fairway narrows. Ensure these are visible from the tee.

### Green

- Right hand side bunker brought in and towards the front of the green to improve visibility. Rewards approach from drive to left side of fairway.
- Left hand side bunker pushed up slightly and improve visibility with landscaping.
- Mounding at back of green to be landscaped to improve maintainance.
- Large tree on right of green to be monolithed.

### Other

- Drainage to be improved at left side and into culvert in particular
- Consideration in future to opening ditch across fairway to create a hazard and improve drainage.
- Clear marking of hazard on left side into trees.
- Improve rough towards green on right side.
- Cherry tree and pine trees on left close to green to be removed.



## Hole 12. CROOKSTON

### Overview

Tricky par-3 which requires a good tee shot. Run offs to rear of green are currently underused due to relatively clear approach to front of green which encourages cautious approach.

Aim to differentiate this hole from the previous par 3, the 6<sup>th</sup>, in both distance and appearance. Significant change is the introduction of a bunker at the front right of the green.

### Tees

- Blue tee to remain in current position.
- Existing White and Yellow tees could be reduced in size and moved away from trees.
- Silver tee created forward and left of main tee.
- Winter tee to right could be used as an alternative tee to change angle of hole.

### Green

- Additional bunker created at front right of green.
- Existing bunkers to be refurbished.
- Fringe around rear half of green to be flattened out to create smooth run off areas. Banks to be closely mown.

### Other

- Grow in rough on both sides to promote definition and wildlife.



### **Hole 13. HAGGS VIEW**

#### **Overview**

Short par-4 with a small, tricky green. Aim to create a more challenging tee shot for longer hitters offering a degree of risk and reward, based primarily on the previous SAC report.

#### **Tees**

- New Blue tee has been created, adding 20 yards.
- Other tees to remain in current positions.

#### **Fairway**

- Right hand side bunker to be removed.
- Left side bunker (240 yards from white tee) reduced in size and a second bunker added beyond this at 260 yards. Tee shots at this distance should be played to the right, accentuating the dogleg.
- New bunker created “through” the fairway at approximately 290 yards. Creates split landing zone for longer hitters to left and right of this bunker.

#### **Green**

- Greenside bunkers have been recently renovated.
- Mounding and run off areas to back of green to be improved.
- Continued attention to approach to green which was poorly re-turfed some years ago.

#### **Other**

- Out of bounds to be introduced on left hand side along full length of the hole to speed up play.





## Hole 14. RHANNAN

### Overview

Dogleg par-4 with drive across the corner of the River Cart. Aim to increase the challenge for better players with added bunkers, while providing a fairer challenge for shorter hitters, especially on the tee shot.

### Tees

- New back tee has been created closer to the rear of the 13<sup>th</sup> green, extending the hole to approximately 425 yards. Consider whether this should be White as well as Blue tee.
- Existing White tee has been reduced in size.
- Yellow tee to be levelled and re-turfed.
- New Silver tee created forward and to the right to allow view of the hole.
- Winter tee to remain.

### Fairway


- Right hand side bunker to be removed as only in play for shorter hitters.
- Fairway bunker on right side to be added at around 260 yards. To be visible from tee.

### Green

- Green to be extended further back to make a feature of the ditch to the rear, which will be approximately 5 yards behind green. This will extend the hole slightly.
- Short right bunker to be repositioned but leaving run up area to green.
- Rear left bunker removed.
- Left and right bunkers reshaped and reduced in size.

### Other

- Out of Bounds all the way along left side.



## Hole 15. BRIDGE

### Overview

Par 5 with trouble on both sides from the tee. Bunkering added to challenge second shot and create strategic options in playing the hole. **Bunker work to be completed in winter 2023/24.**

### Tees

- Blue tee has been extended.
- White, Yellow and Silver tees remain in current positions.
- Create new alternative tee for shorter hole option.

### Fairway

- Extend fairway on right side at 230-280 yards. Rough in this area is generally poor and inconsistent due to shade. Drainage to be improved here.
- New fairway bunker added on left side approximately 120 yards from the green.
- Existing right-side bunker replaced with two smaller “cross bunkers” positioned slightly closer to the green. The second of these will be approximately 40 yards from the front of the green.
- Fairway shaped around these bunkers creating layup areas short and right, or longer and left. Players going for the green with second shot will risk carrying the bunkers.
- Fairway shaped to the left before the green, with deep rough to be also cut back to the left. Plenty of space to this side and tricky approach shot over bunker. Easier approach from right side of fairway risks bunkers on lay up.

### Green

- Both bunkers refurbished, left side reduced in size.
- No change to green itself which is generally an excellent putting surface.

### Other

- Out of Bounds all the way along left side.
- Remove bushes on left side to allow airflow and views of the river.



## Hole 16. DOWGATE

### Overview

Short par-4 which allows different strategies from the tee. Issue to be addressed of tee shots towards the 5<sup>th</sup> tee and 4<sup>th</sup> green. **Bunker work to be completed 23/24.**

### Tees

- New Blue tee to be built at back of current tee. Could be positioned to the left or right side.
- White, Yellow and Silver tees to remain in current positions.
- Narrow tee on left, pushing tees to the right side. This angles the tee shot further left, while trees on right side make line towards 5<sup>th</sup> tee very difficult.
- Trees to be planted on right side before the path to block route to 5<sup>th</sup> tee.

### Fairway

- Re-orientate the first bunker on the right side to face the green.
- Add second bunker on right hand side around **220 yards** from the White tee.
- **Mounding has been added on this side to shelter the pathway and create a natural break from 4<sup>th</sup> green.** Grow rough here to increase difficulty of shot and encourage play down the left side.
- Fairway to be widened to left side, again to promote play to this side. **Two trees to be removed in this area to allow visibility of green from the tee.**
- Large tree close to green to be monolithed. This will also ease approach from left side.

### Green

- Bunkers to be refurbished in broadly current positions.

### Other

- **Tree on left side from tee to be removed.**
- Grow wispy rough along right side to separate this hole from the 4<sup>th</sup> and 5<sup>th</sup>. This can continue for the full length of the hole and around the back of the green.

CURRENT HOLE



PROPOSED HOLE



## Hole 17. AVENUE

### Overview

Tree lined par-3 which has been remodelled previously. Aim is to improve the aesthetic of the hole while recognising concerns from some members regarding the bunker short of the green.

### Tees

- All tees to be elevated by approximately 1m to improve view of the green.
- No change to positions of Blue or White tees.
- Yellow and Silver tees to be moved forward to reduce length of hole from these tees.

### Fairway

- Wispy rough to be grown as far as apron at front of green, close to where front bunker was previously positioned.
- Trees on right side to be cut back.

### Green

- Approach bunker was removed in early 2023 and front left bunker was extended to cover more of green. This may require to be extended slightly further.
- Improve quality of run off area to the right of the green.
- Additional bunker to be created in winter 2023/24 at back right of green. this will be positioned against the existing mounding so is visible from the tee.
- Pace, consistency and quality of this green has improved significantly.

### Other

- Wildflowers to be planted on left hand side of tee complex.

CURRENT HOLE



PROPOSED HOLE



## Hole 18. HOME

### Overview

A difficult closing par-4 played to an elevated green. Few changes are required to this hole. **Bunker work to be completed in winter 2023/24.**

### Tees

- No changes required. Blue tee already exists some way behind other tees.

### Fairway

- A fairway bunker was considered on the left side but decided not required due to slope taking balls left. Also unique challenge of a hole with few bunkers.

### Green

- Remove left side bunker which is not visible. Create run off area towards out of bounds with rough to suitable length depending on difficulty sought.
- Refurbish and shape the right side bunker which will gather balls.
- Run off areas to both sides of green to be well maintained.

### Other

- Grow rough on left hand side for definition and to protect practice fairway.
- Repair or replace boundary fence around green.

